

Students' Perception Study

In the total number of respondents, the share of the courses, namely, B.Sc. (Hons) Zoology, B.A. Program/ Multidisciplinary, B.A. (Hons) Hindi and B.A. (Hons) Philosophy are at the higher end ranging between 9 to 11% individually in descending order. The share of the courses, namely, B.El.Ed, B.A. (Hons) Economics, Geography, Sociology and Bengali are at the lower end ranging between 3 to 1% individually in descending order.

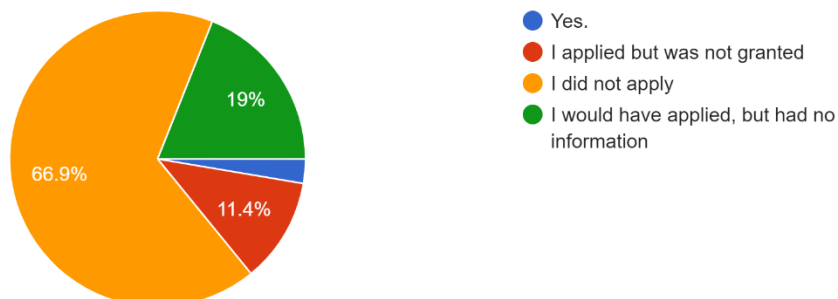
General perception/information

1. Accessibility towards economic aid provided by the college

Around 67% of the total respondents “did not apply” for any economic aid provided by the College. Around 11.4% of the total respondents “applied but was not granted”. Around 19% of the total respondents mentioned that they “would have applied, but had no information”. The students who actually obtained any economic aid provided by the College are very less.

Have you availed any economic aid provided by the College?

638 responses



Course of Study	Did not apply any economic aid	I would have applied, but had no information	I applied but was not granted	Yes	Total
B.A. (Hons) Bengali	54.5	45.5	27.3	0.0	100
B.A. (Hons) Economics	58.8	11.8	0.0	5.9	100
B.A. (Hons) English	76.9	23.1	0.0	0.0	100
B.A. (Hons) Geography	92.9	0.0	0.0	7.1	100
B.A. (Hons) Hindi	60.9	23.4	14.1	0.0	100
B.A. (Hons) History	61.5	26.9	7.7	3.8	100
B.A. (Hons) Music	100.0	0.0	0.0	0.0	100
B.A. (Hons) Philosophy	67.2	18.0	8.2	4.9	100
B.A. (Hons) Political Science	69.6	21.7	4.3	0.0	100

B.A. (Hons) Sanskrit	62.5	20.8	12.5	4.2	100
B.A. (Hons) Sociology	78.6	21.4	0.0	0.0	100
B.A. Program/ Multidisciplinary	67.7	16.9	13.8	1.5	100
B.El.Ed	78.9	15.8	5.3	0.0	100
B.Sc. (Hons) Botany	53.5	27.9	14.0	4.7	100
B.Sc. (Hons) Chemistry	61.4	13.6	15.9	0.0	100
B.Sc. (Hons) Mathematics	69.2	10.3	15.4	2.6	100
B.Sc. (Hons) Physics	60.9	21.7	17.4	0.0	100
B.Sc. (Hons) Zoology	68.1	12.5	13.9	2.8	100
B.Sc. Life Sciences / Multidisciplinary	73.5	8.8	11.8	5.9	100
B.Sc. Physical Sciences with Computer/ Multidisciplinary	45.5	36.4	9.1	9.1	100
Not Responded (i.e. Not Disclosed the Department Name)	71.4	14.3	14.3	0.0	100
Mean	68.3	18.6	9.8	2.5	
Median	67.7	18.0	11.8	1.5	

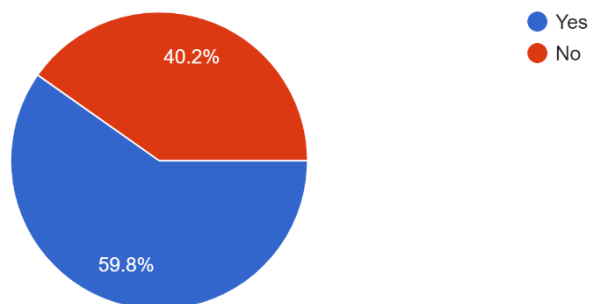
In 50% of the courses more than 67% respondents had imperfect information regarding the provision of economic aid. In courses, namely, B.A. (Hons) Sanskrit, Sociology, Political Science, English, Hindi, History, Bengali, B.Sc. (Hons) Physics, Botany and B.Sc. Physical Sciences with Computer/ Multidisciplinary there are at least 20% of students in each course who have expressed their inability to apply due to lack of information. In this regard, lack of information is mostly expressed to be prevailed in B.Sc. Physical Sciences with Computer/ Multidisciplinary and B.A. (Hons) Bengali with 36.4% and 45.5% respectively. Lack of information was not reported at all by B.A. (Hons) Geography and Music. In 10 out of 21 courses, no students have received any grants.

2. Membership of any Extra-curricular Society/ Club in college

Nearly 60% of the respondents are members of any extracurricular society/club.

Are you a member of any Extra-curricular Society/ Club?

651 responses



Courses	Member of any society or club (% in total respondent course-wise	Inference
B.A. (Hons) Music Count	100.0	Courses where at least 70% students are member
B.A. (Hons) Political Science Count	79.2	
B.A. (Hons) English Count	74.1	
B.Sc. (Hons) Physics Count	70.8	Participation in extracurricular society is large.
B.A. (Hons) Economics Count	66.7	Courses 50-70% students are member
B.A. (Hons) History Count	66.7	
B.A. Program/ Multidisciplinary Count	66.7	
B.Sc. Life Sciences / Multidisciplinary Count	65.7	
B.Sc. (Hons) Mathematics Count	62.5	
B.Sc. Physical Sciences with Computer/ Multidisciplinary Count	60.9	
B.A. (Hons) Geography Count	60.0	
B.A. (Hons) Philosophy Count	59.7	
B.Sc. (Hons) Botany Count	56.8	
B.Sc. (Hons) Chemistry Count	55.6	
B.El.Ed Count	55.0	Participation in extracurricular society is moderate
B.A. (Hons) Bengali Count	50.0	Courses 24-50% students are member
B.Sc. (Hons) Zoology Count	49.3	
B.A. (Hons) Hindi Count	47.7	
B.A. (Hons) Sociology Count	40.0	
NR Count	28.6	Participation in extracurricular society is less
B.A. (Hons) Sanskrit Count	24.0	
Mean	59.0	
Median	60.0	

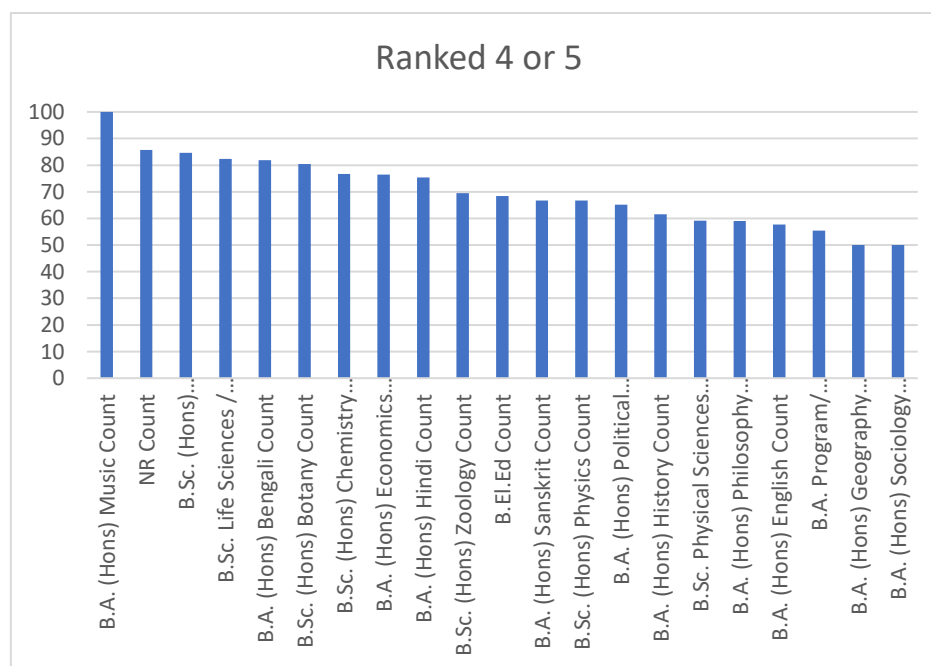
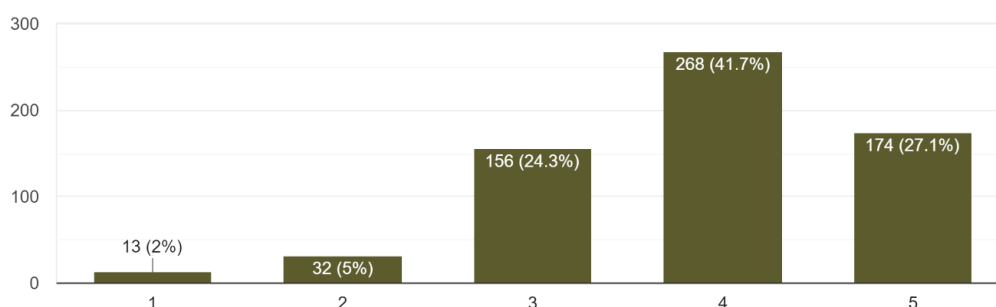
In 50% courses, more than 60% of respondents are member of any society/club in the college. Most of the courses have more than 59% membership.

Teaching-learning

1. Curriculum framework and course content

In response to the question “How would you rate the curriculum framework and course content in terms of width and depth?”, around 69% of the respondents across all the courses has ranked the course content 4 or 5. Only 7% students across the courses are not very satisfied with their course content and have ranked them either 1 or 2.

How would you rate the curriculum framework and course content in terms of width and depth?
643 responses



Note: NR represents the cases where the course name is not revealed.

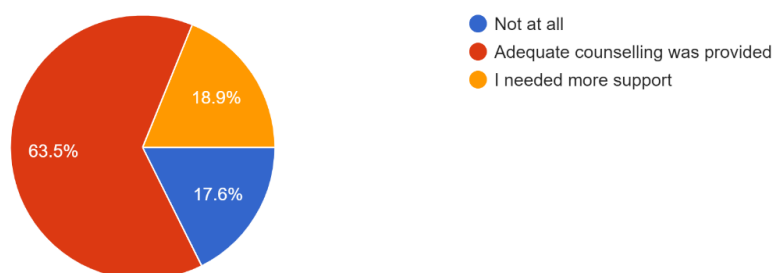
More than 80% students of in the individual courses like honours in Bengali, Botany, Mathematics, Music and B.Sc. Life Sciences have ranked their course content either 4 or 5. But it is the perception of only 50-60% of students in the individual courses like B.Sc. Physical Sciences with Computer/ Multidisciplinary, B.A. (Hons) in Philosophy, English, Geography and Sociology and B.A. Program/ Multidisciplinary.

2. Counselling and mentorship:

While the maximum (more than 64%) students across the courses have accepted that adequate counselling was provided to help them to choose their optional papers, nearly 19% students have expressed their need for more support. Around 17.6% respondents have mentioned the mentoring or counselling was not useful at all in choosing their optional especially generic elective papers.

Counselling and mentorship was provided by the Department/ College to help you choose optional papers, especially, Generic Electives (GEs).

641 responses



Across all the courses majority of the respondents have expressed that the counselling was adequate.

	Adequate counselling was provided (% in total respondents course-wise)	Inference
Not Responded (i.e. Not Disclosed the Department Name)	100.0	Courses where at least 75% students perceive that counselling was adequate
B.A. (Hons) Music Count	100.0	
B.A. (Hons) Sanskrit Count	83.3	
B.A. (Hons) Political Science Count	82.6	
B.A. (Hons) Geography Count	78.6	
B.A. (Hons) English Count	76.9	
B.Sc. (Hons) Mathematics Count	74.4	Courses where 60- 75% students perceive that counselling was adequate
B.A. (Hons) Bengali Count	70.0	
B.A. (Hons) Philosophy Count	68.9	
B.Sc. (Hons) Botany Count	64.3	

B.Sc. (Hons) Physics Count	63.6	
B.A. (Hons) Hindi Count	61.9	
B.Sc. (Hons) Chemistry Count	61.4	
B.Sc. Life Sciences / Multidisciplinary Count	60.6	
B.A. (Hons) Economics Count	58.8	Courses where 44.5-60% students perceive that counselling was adequate
B.Sc. (Hons) Zoology Count	55.7	
B.Sc. Physical Sciences with Computer/ Multidisciplinary Count	54.5	
B.A. Program/ Multidisciplinary Count	53.1	
B.A. (Hons) History Count	52.0	
B.A. (Hons) Sociology Count	50.0	
B.El.Ed Count	44.4	

	Not at all adequate (% in total respondents course-wise)	
B.A. (Hons) Sociology Count	35.71	Courses where between 20-36% students perceive that counselling was not at all adequate
B.Sc. (Hons) Botany Count	26.19	
B.Sc. (Hons) Zoology Count	25.71	
B.A. Program/ Multidisciplinary Count	25.00	
B.Sc. Life Sciences / Multidisciplinary Count	24.24	
B.Sc. Physical Sciences with Computer/ Multidisciplinary Count	22.73	
B.A. (Hons) Hindi Count	22.22	
B.El.Ed Count	22.22	
B.A. (Hons) Philosophy Count	18.03	Courses where 9-20% students perceive that counselling was not adequate
B.A. (Hons) History Count	16.00	
B.Sc. (Hons) Chemistry Count	15.91	

B.A. (Hons) Geography Count	14.29	Courses where only 0-9% students perceive that counselling was not adequate
B.A. (Hons) Bengali Count	10.00	
B.Sc. (Hons) Physics Count	9.09	
B.A. (Hons) Political Science Count	8.70	
B.A. (Hons) English Count	7.69	
B.A. (Hons) Sanskrit Count	4.17	
NR Count	0.00	
B.A. (Hons) Music Count	0.00	
B.Sc. (Hons) Mathematics Count	0.00	
B.A. (Hons) Economics Count	0.00	

	I needed more support (% in total respondents course-wise)	
B.A. (Hons) Economics Count	41.2	Courses where between 23-41% students perceive that they need more support
B.El.Ed Count	33.3	
B.A. (Hons) History Count	32.0	
B.Sc. (Hons) Physics Count	27.3	
B.Sc. (Hons) Mathematics Count	25.6	
B.Sc. (Hons) Chemistry Count	22.7	
B.Sc. Physical Sciences with Computer/ Multidisciplinary Count	22.7	
B.A. Program/ Multidisciplinary Count	21.9	
B.A. (Hons) Bengali Count	20.0	
B.Sc. (Hons) Zoology Count	18.6	

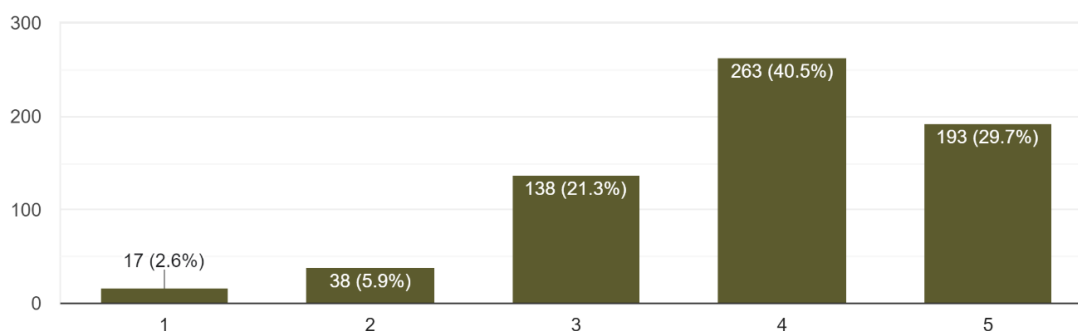
B.A. (Hons) Hindi Count	15.9	Courses where less than 13% students perceive that they need more support
B.A. (Hons) English Count	15.4	
B.Sc. Life Sciences / Multidisciplinary Count	15.2	
B.A. (Hons) Sociology Count	14.3	
B.A. (Hons) Philosophy Count	13.1	
B.A. (Hons) Sanskrit Count	12.5	
B.Sc. (Hons) Botany Count	9.5	
B.A. (Hons) Political Science Count	8.7	
B.A. (Hons) Geography Count	7.1	
Not Responded (i.e. Not Disclosed the Department Name)	0.0	
B.A. (Hons) Music Count	0.0	

3. Preparedness of teachers for classes

Nearly 70% respondents in total respondents have ranked teachers' preparedness for the classes either 4 or 5, though majority among them has ranked 4.

For the papers completed so far, how would you rate the preparedness of teachers for classes?

649 responses



In 14 out of 21 individual courses more than 70% respondents have ranked the preparedness of the teachers as 4 or 5.

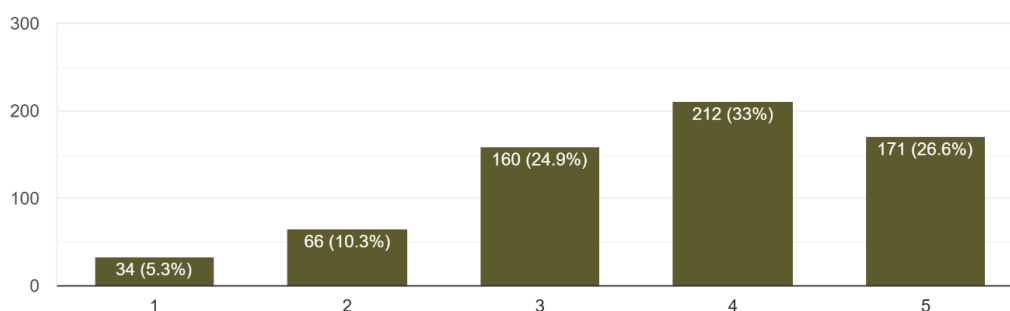
Courses	Teachers' preparedness
---------	------------------------

	for classes with rank 4 or 5 (%in total respondents course-wise)	
B.A. (Hons) Music Count	100.0	Courses where at least 70% students rank teacher preparedness as 4 or 5
B.Sc. (Hons) Mathematics Count	89.7	
Not Responded (i.e. Not Disclosed the Department Name)	85.7	
B.A. (Hons) English Count	84.6	
B.Sc. (Hons) Botany Count	83.3	
B.A. (Hons) Political Science Count	82.6	
B.A. (Hons) Hindi Count	81.0	
B.A. (Hons) Sanskrit Count	79.2	
B.Sc. (Hons) Zoology Count	77.8	
B.Sc. (Hons) Physics Count	73.9	
B.A. (Hons) Bengali Count	72.7	
B.Sc. (Hons) Chemistry Count	72.7	
B.A. (Hons) Economics Count	70.6	
B.Sc. Life Sciences / Multidisciplinary Count	70.6	
B.A. (Hons) Geography Count	64.3	
B.Sc. Physical Sciences with Computer/ Multidisciplinary Count	59.1	
B.A. (Hons) Philosophy Count	59.0	
B.A. (Hons) History Count	57.7	
B.A. Program/ Multidisciplinary Count	47.7	Courses where less than 50-36% students rank teacher preparedness as 4 or 5
B.A. (Hons) Sociology Count	42.9	
B.El.Ed Count	36.8	

4. Academic Inclusiveness: accommodation of understanding-level differentials among students in classes

Teachers accommodate differences in students' level of understanding in class.

643 responses



Nearly 60% of respondents perceive that teachers accommodate differences in students' level of understanding and ranked as 4 or 5.

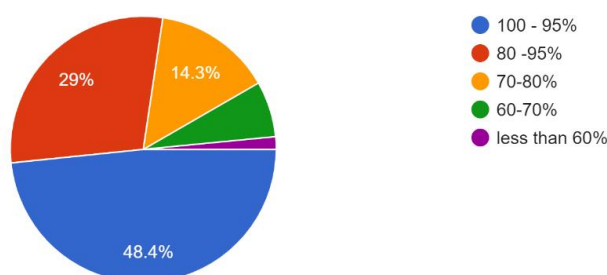
Courses	Teachers accommodate differences in students' level of understanding in class with rank 4 or 5 (%in total respondents course-wise)	
B.A. (Hons) Music Count	100.00	Courses where above 70% students rank academic inclusiveness at higher end
Not Responded (i.e. Not Disclosed the Department Name)	85.71	
B.Sc. Life Sciences / Multidisciplinary Count	76.47	
B.A. (Hons) Sanskrit Count	75.00	
B.Sc. (Hons) Mathematics Count	74.36	
B.A. (Hons) Bengali Count	72.73	
B.Sc. Physical Sciences with Computer/ Multidisciplinary Count	72.73	
B.A. (Hons) Hindi Count	72.58	
B.Sc. (Hons) Zoology Count	67.14	Courses where 50-70% students rank academic inclusiveness at higher end
B.Sc. (Hons) Botany Count	65.85	
B.A. (Hons) Geography Count	64.29	
B.A. (Hons) Political Science Count	56.52	
B.Sc. (Hons) Chemistry Count	55.81	
B.A. (Hons) History Count	53.85	
B.A. (Hons) Economics Count	52.94	
B.Sc. (Hons) Physics Count	52.17	
B.A. Program/ Multidisciplinary Count	47.69	Courses where less than 50% students rank academic
B.A. (Hons) English Count	42.31	
B.A. (Hons) Philosophy Count	41.67	

B.El.Ed Count	36.84	inclusiveness at higher end
B.A. (Hons) Sociology Count	28.57	

5. Syllabus coverage in class

How much of the syllabus was covered in classes?

649 responses



Nearly 80% respondents have revealed that 80-100% syllabus was covered in classes.

In most courses (12 out of mentioned 19 courses), more than 77% students have mentioned that at least 80% syllabus was covered in class.

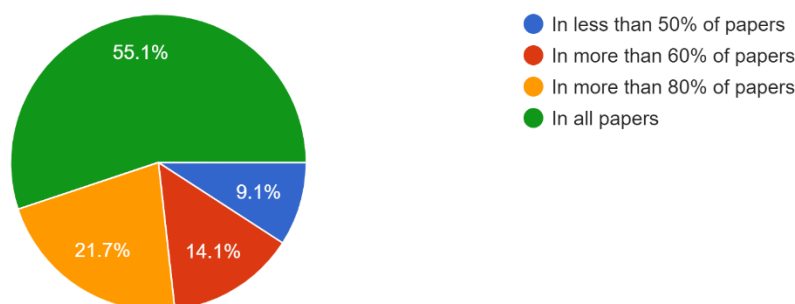
Courses	At least 80% of syllabus was covered in classes (% in total respondents course-wise)	
B.A. (Hons) Music Count	100.0	Courses where more than 75% students agree
B.Sc. Physical Sciences with Computer/ Multidisciplinary Count	95.5	
B.Sc. (Hons) Mathematics Count	94.9	
B.A. (Hons) Economics Count	94.1	
B.Sc. (Hons) Botany Count	92.9	
B.A. (Hons) Sanskrit Count	91.7	
B.A. (Hons) English Count	88.5	
B.Sc. (Hons) Zoology Count	86.1	
B.Sc. (Hons) Chemistry Count	84.1	
B.A. (Hons) Political Science Count	82.6	
B.A. (Hons) Geography Count	78.6	
B.A. (Hons) Hindi Count	77.8	
B.A. (Hons) Philosophy Count	75.4	
B.Sc. (Hons) Physics Count	73.9	

B.A. (Hons) Bengali Count	72.7	Courses where 50-75% students agree
B.Sc. Life Sciences / Multidisciplinary Count	61.8	
B.A. (Hons) History Count	57.7	
Not Responded (i.e. Not Disclosed the Department Name)	57.1	
B.A. Program/ Multidisciplinary Count	56.9	
B.A. (Hons) Sociology Count	50.0	Courses where less than 50% students agree
B.El.Ed Count	42.1	
Median	78.6	
Mean	76.9	

6. Internal Assessment to help in understanding the subject

Near about 77% students have responded that in more than 80% or in all papers the internal assessment was designed to increase their understanding of the subject. For only 9% of the respondents this was done for less than 50% papers.

Internal Assessment was organised to help you in increasing understanding of the subject
646 responses



Courses	In all or more than 80% papers (%in total respondents course-wise)	
B.A. (Hons) Bengali Count	100.0	Courses where more than 85% students rank at the higher end.
B.A. (Hons) Music Count	100.0	
B.Sc. (Hons) Botany Count	92.7	
B.A. (Hons) Political Science Count	91.3	
B.A. (Hons) Sanskrit Count	87.5	
B.Sc. (Hons) Mathematics Count	86.8	
B.Sc. Physical Sciences with Computer/ Multidisciplinary Count	86.4	

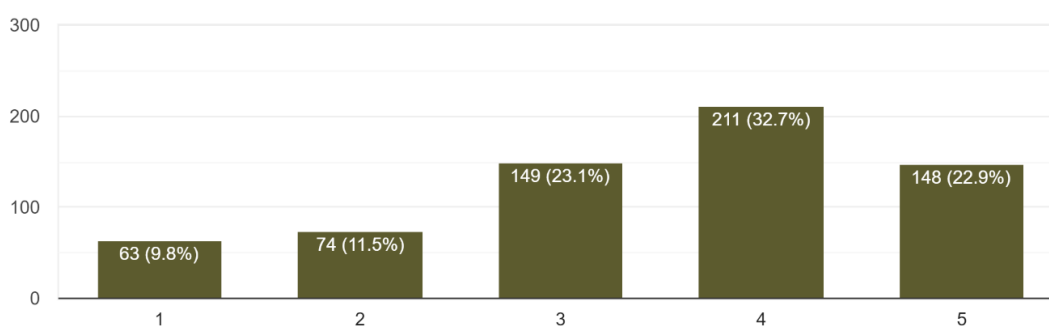
Not Responded (i.e. Not Disclosed the Department Name)	83.3	Courses where 71-85% students rank at the higher end.
B.Sc. Life Sciences / Multidisciplinary Count	82.4	
B.A. (Hons) Philosophy Count	82.0	
B.A. (Hons) Geography Count	78.6	
B.Sc. (Hons) Zoology Count	77.8	
B.Sc. (Hons) Chemistry Count	77.3	
B.A. (Hons) English Count	73.1	
B.A. (Hons) Hindi Count	69.8	Courses where 50-71% students rank at the higher end.
B.A. Program/ Multidisciplinary Count	69.2	
B.A. (Hons) History Count	65.4	
B.A. (Hons) Economics Count	64.7	
B.El.Ed Count	57.9	
B.Sc. (Hons) Physics Count	56.5	
B.A. (Hons) Sociology Count	50.0	
Mean	77.7	
Median	78.6	

7. Rating of the use of teaching aids and ICT tools

Less than 10% of total respondents have ranked lowest i.e., 1. Nearly 56% of respondents have ranked on higher end, either 4 or 5.

How would you rate the use of teaching aids and ICT tools in the class to facilitate teaching?

645 responses



		Ranked 4 or 5 (%in total respondents course-wise)	
B.A. (Hons) Music Count	1	100.0	Courses where above
B.Sc. (Hons) Botany Count	35	83.3	
B.Sc. Life Sciences / Multidisciplinary Count	28	82.4	

B.Sc. (Hons) Chemistry Count	34	77.3	70% students rank the use of teaching aids and ICT tools at the higher end.
B.Sc. (Hons) Zoology Count	53	73.6	
B.A. (Hons) Bengali Count	8	72.7	
B.A. (Hons) Sanskrit Count	17	70.8	Courses where 50-70% students rank the use of teaching aids and ICT tools at the higher end.
B.Sc. Physical Sciences with Computer/ Multidisciplinary Count	15	68.2	
B.A. (Hons) Hindi Count	39	62.9	
B.Sc. (Hons) Mathematics Count	22	57.9	
Not Responded (i.e. Not Disclosed the Department Name)	4	57.1	
B.Sc. (Hons) Physics Count	13	56.5	
B.A. (Hons) Geography Count	7	50.0	Courses where less than 50% students rank the use of teaching aids and ICT tools at the higher end.
B.A. (Hons) Political Science Count	9	39.1	
B.A. Program/ Multidisciplinary Count	25	38.5	
B.El.Ed Count	7	36.8	
B.A. (Hons) Economics Count	6	35.3	
B.A. (Hons) Philosophy Count	21	34.4	
B.A. (Hons) History Count	8	32.0	
B.A. (Hons) Sociology Count	3	21.4	
B.A. (Hons) English Count	2	8.0	
Mean		55.2	
Median		57.1	

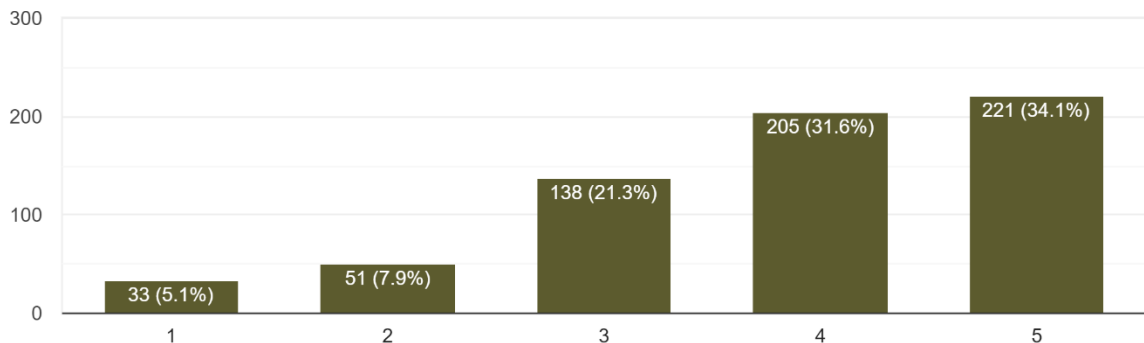
More than 55% of the students in most courses have ranked the use of teaching aid and ICT tools have ranked either 4 or 5.

8. Learning opportunities through Seminars, conference, presentation, workshops etc.

More than 66% of the respondents have ranked the status of learning through seminars, workshops etc at the higher end, either 4 or 5 in their courses. Only 21% have ranked at 3.

Rate the learning opportunities provided through seminars, conferences, paper presentations, workshops etc. organized by the Department/ College?

648 responses



	Ranked 4 or 5(% in total respondents course-wise)	
B.A. (Hons) Music Count	100.0	Courses where at least 70% students perceive the opportunities of learning through seminars, workshops etc at the higher end.
Not Responded (i.e. Not Disclosed the Department Name)	100.0	
B.A. (Hons) Geography Count	85.7	
B.Sc. Life Sciences / Multidisciplinary Count	85.3	
B.A. (Hons) Bengali Count	81.8	
B.A. (Hons) Sanskrit Count	79.2	
B.Sc. (Hons) Physics Count	73.9	
B.Sc. (Hons) Zoology Count	73.6	Courses where 50-70% students perceive the opportunities of learning through seminars, workshops etc at the higher end.
B.Sc. (Hons) Mathematics Count	68.4	
B.A. (Hons) Hindi Count	68.3	
B.Sc. (Hons) Chemistry Count	68.2	
B.Sc. Physical Sciences with Computer/ Multidisciplinary Count	68.2	
B.A. (Hons) Political Science Count	65.2	
B.Sc. (Hons) Botany Count	65.1	
B.A. (Hons) Economics Count	64.7	
B.El.Ed Count	63.2	
B.A. (Hons) History Count	57.7	
B.A. Program/ Multidisciplinary Count	56.9	
B.A. (Hons) Philosophy Count	50.0	
B.A. (Hons) Sociology Count	50.0	

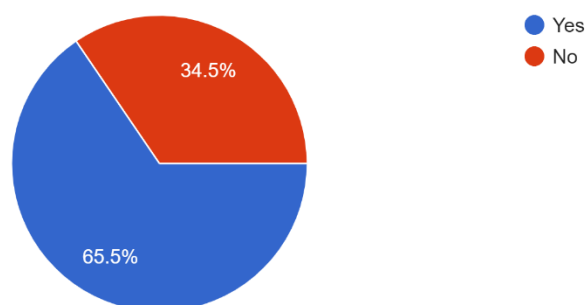
B.A. (Hons) English Count	30.8	Courses where less than 50% students perceive the opportunities of learning through seminars, workshops etc at the higher end.
Mean	71.3	
Median	68.2	

9. Adequacy of departmental Mentor-Mentee programme

More than 65% of the total respondents were under the view that the mentor-mentee programme provided by their department are adequate.

Adequate mentoring was provided under the Departmental Mentor-Mentee Program.

634 responses



In most of the courses more than 67% respondents have revealed the mentor-mentee programme, provided by their departments were adequate.

	Yes, adequate (% in total respondents course-wise)	
B.A. (Hons) Bengali Count	100.0	Courses where at least 70% students perceive that the mentor-mentee programme is adequate
B.A. (Hons) Music Count	100.0	
B.Sc. (Hons) Botany Count	88.1	
B.A. (Hons) Sanskrit Count	87.0	
B.Sc. Life Sciences / Multidisciplinary Count	85.3	
B.Sc. (Hons) Mathematics Count	79.5	
B.Sc. (Hons) Zoology Count	73.5	
B.A. (Hons) Geography Count	71.4	
B.A. (Hons) Economics Count	70.6	

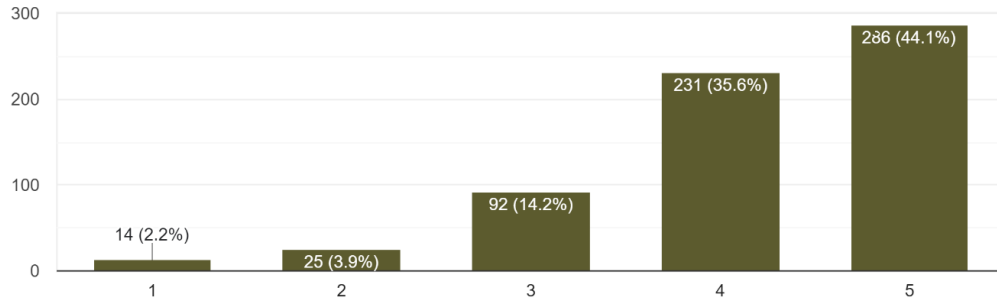
B.Sc. (Hons) Chemistry Count	69.8	Courses where 50-70% students perceive that the mentor-mentee programme is adequate
B.A. (Hons) Political Science Count	69.6	
B.Sc. (Hons) Physics Count	69.6	
B.A. (Hons) Hindi Count	65.0	
B.Sc. Physical Sciences with Computer/ Multidisciplinary Count	59.1	
Not Responded (i.e. Not Disclosed the Department Name)	57.1	
B.A. (Hons) English Count	56.0	
B.A. (Hons) Philosophy Count	51.7	Courses where 36-50% students perceive that the mentor-mentee programme is adequate
B.A. (Hons) Sociology Count	46.2	
B.A. (Hons) History Count	41.7	
B.A. Program/ Multidisciplinary Count	40.6	
B.El.Ed Count	36.8	
Mean	67.5	
Median	69.6	

Infrastructure

1. Infrastructure including Lecture Rooms, Library, Computer Labs and Teaching Labs

How would you rate the infrastructure including Lecture Rooms, Library, Computer Labs and Teaching Labs?

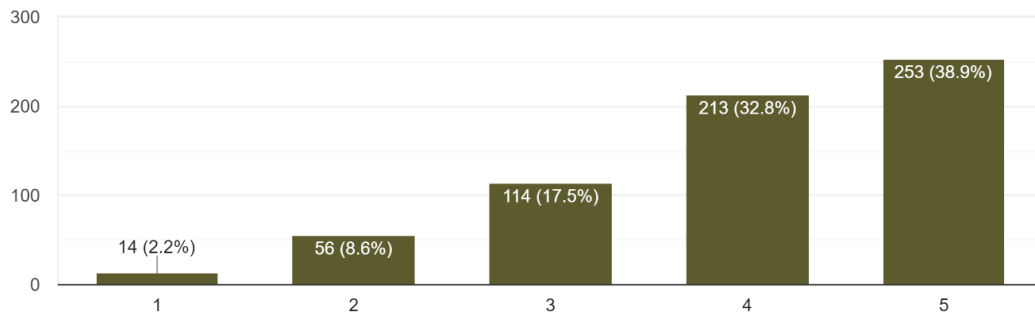
648 responses



2. College website and acadME app in helping you to remain updated with important information related to internal assessment, attendance, examinations, scholarships etc.

How would you rate the College website and acadME app in helping you to remain updated with important information related to internal assessment, attendance, examinations, scholarships etc.

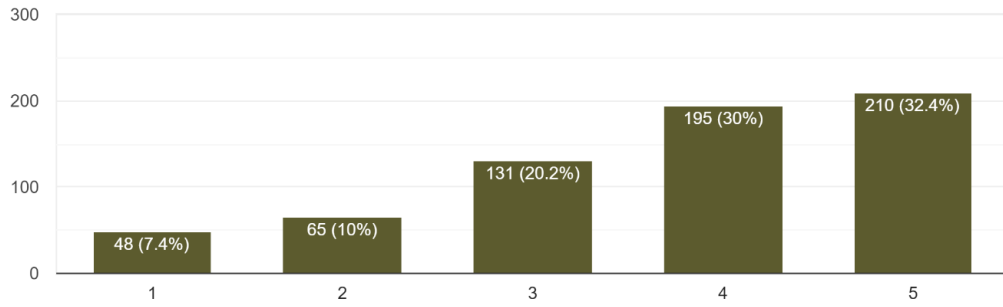
650 responses



3. Washrooms in College

How would you rate the washrooms in College?

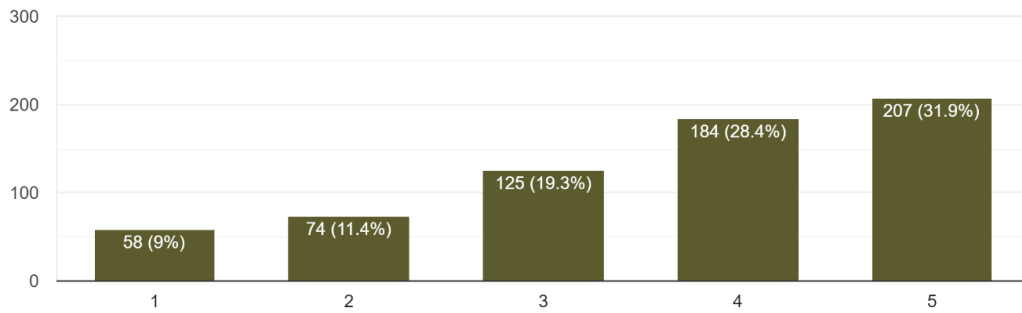
649 responses



4. Availability of clean drinking water

How would you rate the availability of clean drinking water in the College?

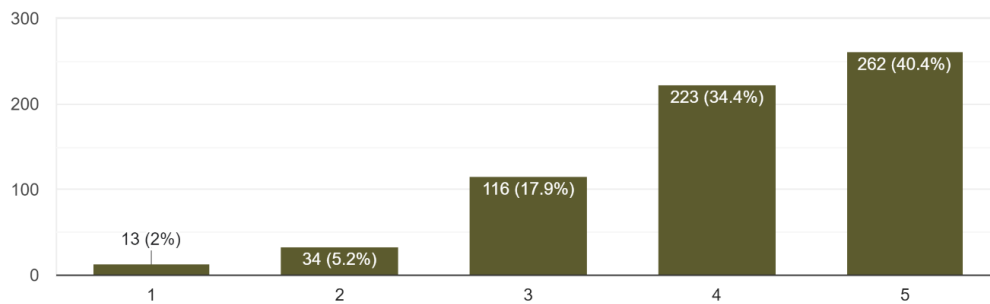
648 responses



5. College canteen

How would you rate the College canteen?

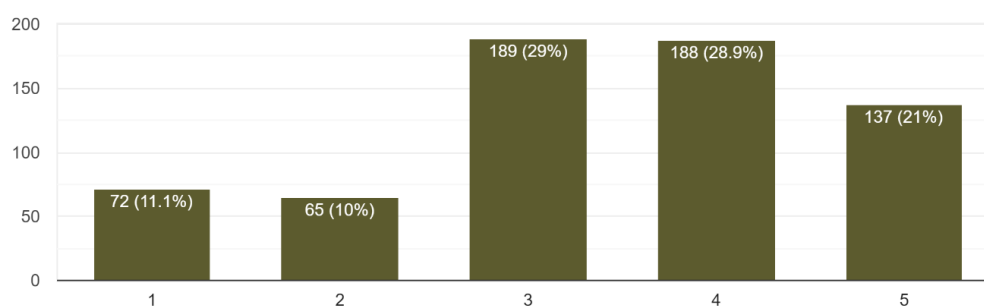
648 responses



6. College gym, if used

If you use the College gym, how would you rate it?

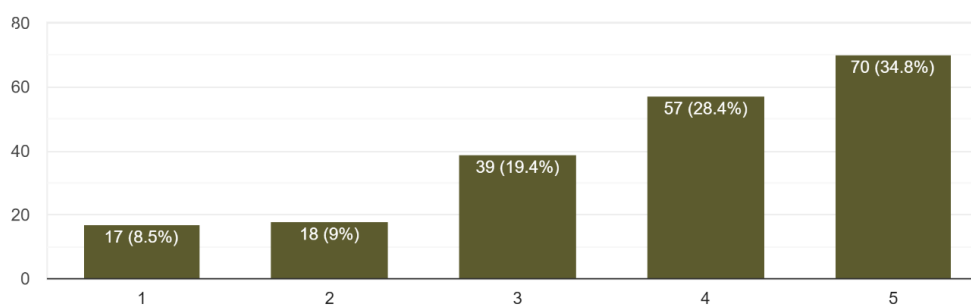
651 responses



7. Over-all experience as a Miranda House hostel resident

If you are a resident of Miranda House Hostel, how would you rate your over-all experience as a Resident?

201 responses



Student perception about college infrastructure

Criteria regarding college infrastructure	Ranked 4 or 5 (% of total respondents)
1. Lecture Rooms, Library, Computer Labs and Teaching Labs	79.7
5. College canteen	74.8
2. College website and acadME app	71.7
7. Over-all experience as a Miranda House hostel resident	63.2
3. Washrooms in College	62.4
4. Availability of clean drinking water	60.3
6. College gym, if used	49.9

Academic infrastructure is a main pillar of an educational institute. About 80% of the respondents have ranked them highly, either 4 or 5. More than 75% of the respondents have expressed their satisfaction, giving a higher rank. Similarly, college website and acadME app could be able to keep the students updated satisfactorily, more than 72% of the respondents ranked either 4 or 5. But in case of washroom and availability of clean drinking water, the college has to work more. The student who has used gym, only 50% of them perceived it as a high-end facility. The over-all experience of the hostellers could be addressed in future as the college is also concerned about those 17.5% students who ranked it either 1 or 2.

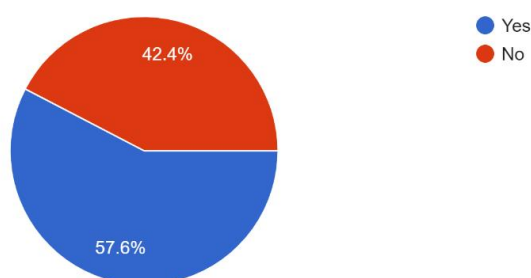
Awareness of grievance redressal, scholarship etc.

1. Awareness of various grievance redressal mechanisms

Nearly 58% of the respondent across courses are aware of various grievance redressal mechanisms.

Are you aware of various grievance redressal mechanisms?

637 responses



Course	Yes (% in total respondents course-wise)	Inference
B.A. (Hons) Music Count	100.0	Courses where at least 70% students are aware of various grievance redressal mechanism
B.A. (Hons) Geography Count	85.7	
B.A. (Hons) Political Science Count	73.9	
B.A. (Hons) English Count	69.2	Courses where 50-70% students are aware of various grievance
B.Sc. Life Sciences / Multidisciplinary Count	67.6	
B.Sc. (Hons) Mathematics Count	65.7	
B.A. (Hons) Economics Count	62.5	
B.A. (Hons) Philosophy Count	58.3	
B.A. (Hons) Sociology Count	57.1	
B.Sc. (Hons) Zoology Count	57.1	

B.Sc. Physical Sciences with Computer/ Multidisciplinary Count	54.5	redressal mechanism
B.Sc. (Hons) Botany Count	53.7	
B.A. (Hons) Hindi Count	53.2	
B.A. (Hons) History Count	50.0	
B.El.Ed Count	47.4	Courses where less than 50% students are aware of various grievance redressal mechanism
B.Sc. (Hons) Chemistry Count	46.5	
Not Responded (i.e. Not Disclosed the Department Name)	42.9	
B.A. (Hons) Bengali Count	27.3	
B.A. (Hons) Sanskrit Count	0.0	
B.A. Program/ Multidisciplinary Count	0.0	
B.Sc. (Hons) Physics Count	0.0	
Mean	51.1	
Median	54.5	

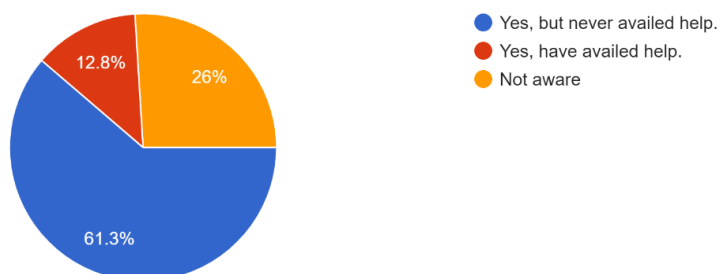
In most of the courses, more than 51% respondents are aware of the various grievance redressal mechanism. Nearly 43% of the respondents who have not revealed their course name, have expressed their awareness positively.

2. Awareness of professionally trained guidance and counselling unit to overcome stress

More than 73% of the respondents are aware of that fact that the college has a guidance and counselling unit run by a professionally trained counsellor. Nearly 13% of the respondents have availed the help. Lower ratio of availing the help may also reflect that less number of students required that facility. So, awareness is important whether they have availed it or not.

Are you aware that there is a Guidance and Counselling Unit run by a professionally trained Counsellor to help students to overcome stress.

643 responses



In 50% of the courses, above 71% of respondents are aware of the unit.

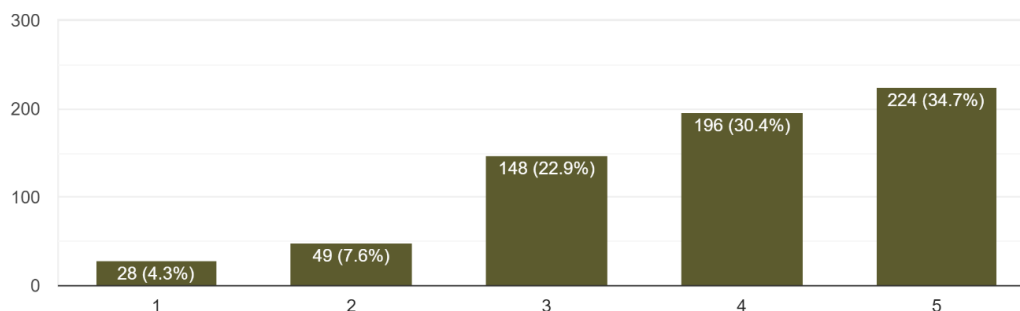
Courses	Aware of professional counselling unit (% in total respondents course-wise)	
B.A. (Hons) Music Count	100.0	Courses where at least 70% students are aware.
B.Sc. Life Sciences / Multidisciplinary Count	88.6	
B.A. (Hons) Political Science Count	87.5	
B.Sc. (Hons) Botany Count	83.3	
B.A. (Hons) Geography Count	80.0	
B.Sc. (Hons) Zoology Count	78.1	
B.Sc. (Hons) Mathematics Count	73.7	
B.A. (Hons) Sociology Count	73.3	
B.A. (Hons) Bengali Count	72.7	
B.A. (Hons) Philosophy Count	72.6	
Not Responded (i.e. Not Disclosed the Department Name)	71.4	
B.A. (Hons) Economics Count	70.6	
B.Sc. Physical Sciences with Computer/ Multidisciplinary Count	69.6	
B.A. Program/ Multidisciplinary Count	68.2	
B.A. (Hons) English Count	66.7	
B.Sc. (Hons) Chemistry Count	66.7	
B.A. (Hons) Hindi Count	65.1	
B.A. (Hons) History Count	63.0	
B.Sc. (Hons) Physics Count	62.5	
B.A. (Hons) Sanskrit Count	60.0	
B.El.Ed Count	60.0	
Mean	73.0	
Median	71.4	

Overall development of students

1. The efforts of the College/teachers in providing opportunities for a holistic development of students

How would you rate the efforts of the College/teachers in providing opportunities for a holistic development of students?

645 responses



Nearly 65% of respondents have ranked the college/teacher initiative for the holistic development of the students at the higher end, 4 or 5.

Courses	Ranking of college/teachers initiatives for their holistic development highly (4 or 5) (% in total respondents course-wise)	Inference
B.A. (Hons) Music Count	100.0	Courses where at least 80% students have ranked at the higher end
B.A. (Hons) Hindi Count	92.3	
B.Sc. (Hons) Mathematics Count	92.3	
B.Sc. Life Sciences / Multidisciplinary Count	91.4	
B.A. (Hons) Political Science Count	87.5	
NR Count	85.7	
B.A. (Hons) Sanskrit Count	84.0	
B.A. (Hons) Bengali Count	83.3	
B.Sc. (Hons) Botany Count	83.3	
B.Sc. (Hons) Zoology Count	83.3	Courses where 70-80% students have ranked at the higher end
B.A. (Hons) Geography Count	80.0	
B.Sc. (Hons) Chemistry Count	77.8	
B.Sc. (Hons) Physics Count	75.0	
B.Sc. Physical Sciences with Computer/ Multidisciplinary Count	73.9	
B.A. Program/ Multidisciplinary Count	73.8	

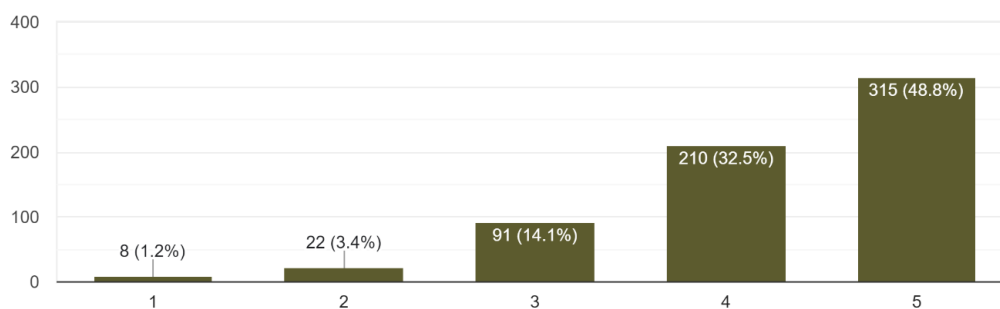
B.A. (Hons) Economics Count	72.2	Courses where 55-70% students have ranked at the higher end
B.A. (Hons) Philosophy Count	69.4	
B.A. (Hons) Sociology Count	66.7	
B.El.Ed Count	65.0	
B.A. (Hons) History Count	63.0	
B.A. (Hons) English Count	55.6	
Mean	78.8	
Median	80.0	

In 50% courses, more than 80% of respondents have ranked the college/teachers initiatives for their holistic development highly(4 or 5).

2. Overall experience studying at Miranda House

How would you over-all rate the experience of studying at Miranda House.

646 responses



Nealy 82% of the respondents have ranked highly their overall experience in the college.

Courses	Higher ranking of overall experience, 4 or 5 (% in total respondents course-wise)	Inference
B.A. (Hons) Music Count	100.0	Courses where at least 84% students have ranked at the higher end
B.Sc. (Hons) Mathematics Count	94.7	
B.Sc. Life Sciences / Multidisciplinary Count	94.1	
B.A. (Hons) Hindi Count	93.8	
B.A. (Hons) Political Science Count	91.3	
B.A. (Hons) Bengali Count	90.9	
B.A. (Hons) Sanskrit Count	87.5	
B.A. (Hons) Geography Count	85.7	

Not Responded (i.e. Not Disclosed the Department Name)	85.7	
B.Sc. (Hons) Botany Count	85.4	
B.Sc. (Hons) Zoology Count	84.5	
B.Sc. (Hons) Chemistry Count	79.5	Courses where 70-84% students have ranked at the higher end
B.Sc. (Hons) Physics Count	78.3	
B.Sc. Physical Sciences with Computer/Multidisciplinary Count	77.3	
B.A. (Hons) Economics Count	76.5	
B.A. Program/ Multidisciplinary Count	75.0	
B.A. (Hons) Sociology Count	71.4	
B.A. (Hons) Philosophy Count	70.5	
B.El.Ed Count	68.4	Courses where 58-70% students have ranked at the higher end
B.A. (Hons) History Count	65.4	
B.A. (Hons) English Count	57.7	
Mean	81.6	
Median	84.5	

In 50% of courses, more than 85% of the respondents have ranked their overall experience at the higher end.